



Quick guide

Removal of (doffing) personal protective equipment (PPE)

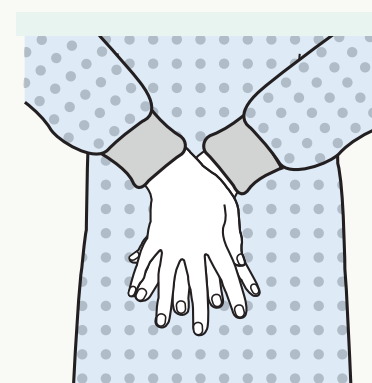
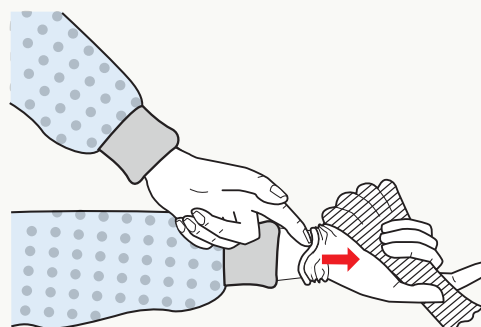
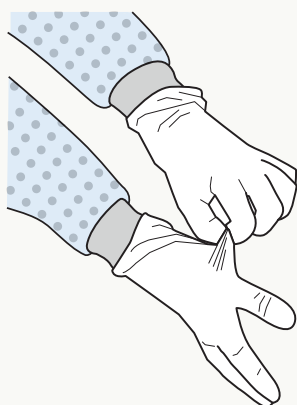
PPE should be removed in an order that minimises the potential for cross contamination.

The order of removal of PPE is as follows:

1

Gloves –

the outsides of the gloves are contaminated



Clean hands with alcohol gel

2

Gown –

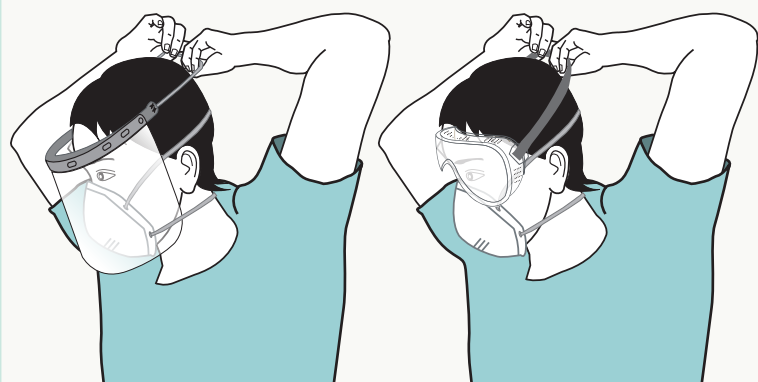
the front of the gown and sleeves will be contaminated



3

Eye protection -

the outside will be contaminated



4

Respirator

Clean hands with alcohol hand rub. Do not touch the front of the respirator as it will be contaminated



5

Wash hands with soap and water

